

## DEVICE MANAGEMENT

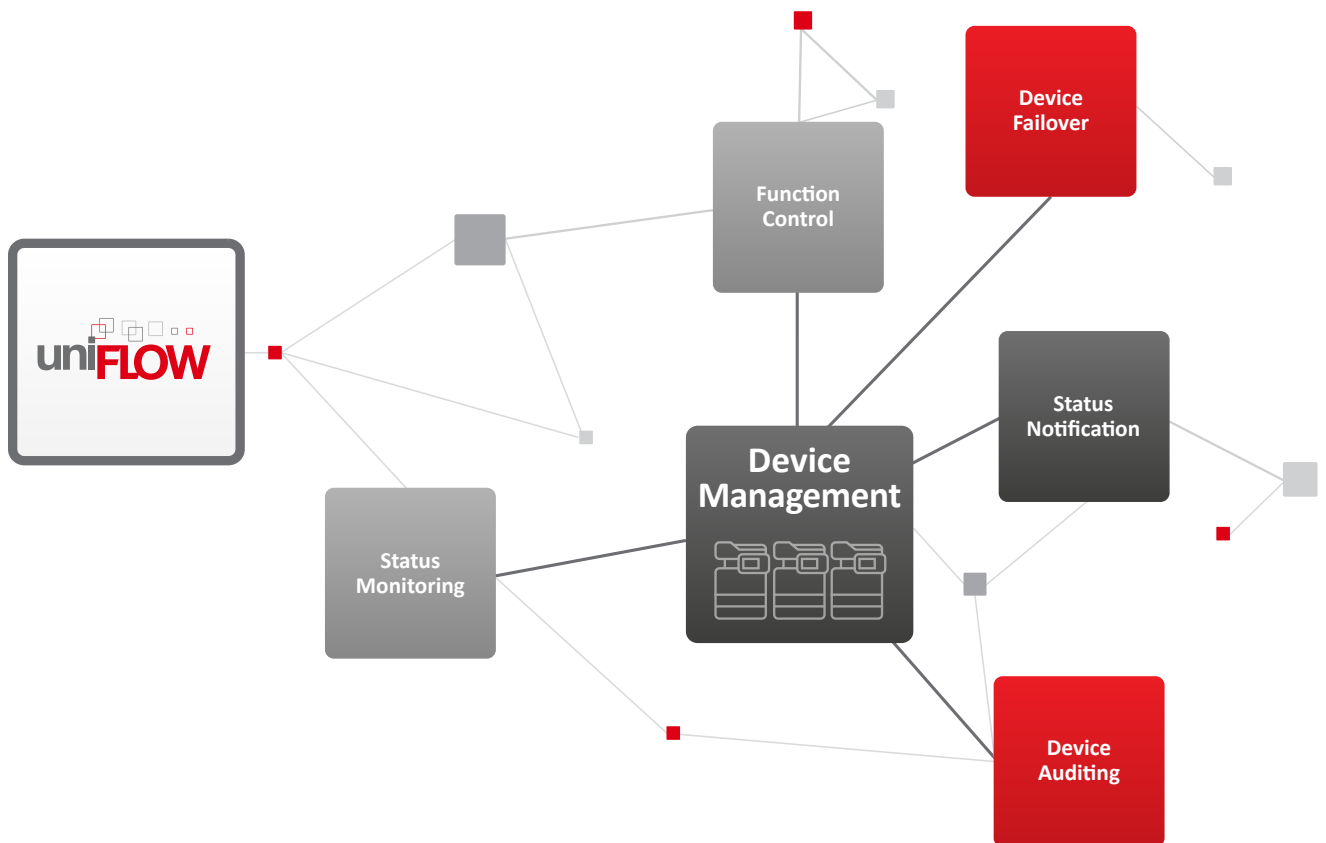
---

One platform solution

[www.uniflow.global](http://www.uniflow.global)

# Gain full system control

uniFLOW can monitor an entire print fleet so organizations have an overview of every device. Any changes in a device's status, such as errors, will be highlighted automatically which will trigger notifications in workflows. uniFLOW can ensure full control of the printing fleet by preventing unauthorized use of devices. Where access is granted, all usage is recorded for later reporting. Implementing auditing processes also helps to improve security.





# Function control

uniFLOW can stop unauthorized use of the devices. Where access is granted, all usage of the device is recorded for later reporting. Users can also be granted different access rights to use various functions depending on their job role.

## Function level access control

Restrict device functions according to users' level of security clearance e.g. contractors can only copy in black and white at a device immediately outside the Managing Director's office or guests can print jobs submitted from their mobile devices but they cannot copy or scan.

## Native device feature access control

In addition to the function level access control uniFLOW can control access to the native features of Canon imageRUNNER ADVANCE devices. This means it is possible to remove the 'Send to Personal Folder' button, prevent use of the 'Scan to Myself' function or block access to the 'Save to USB' capabilities.



# Device auditing

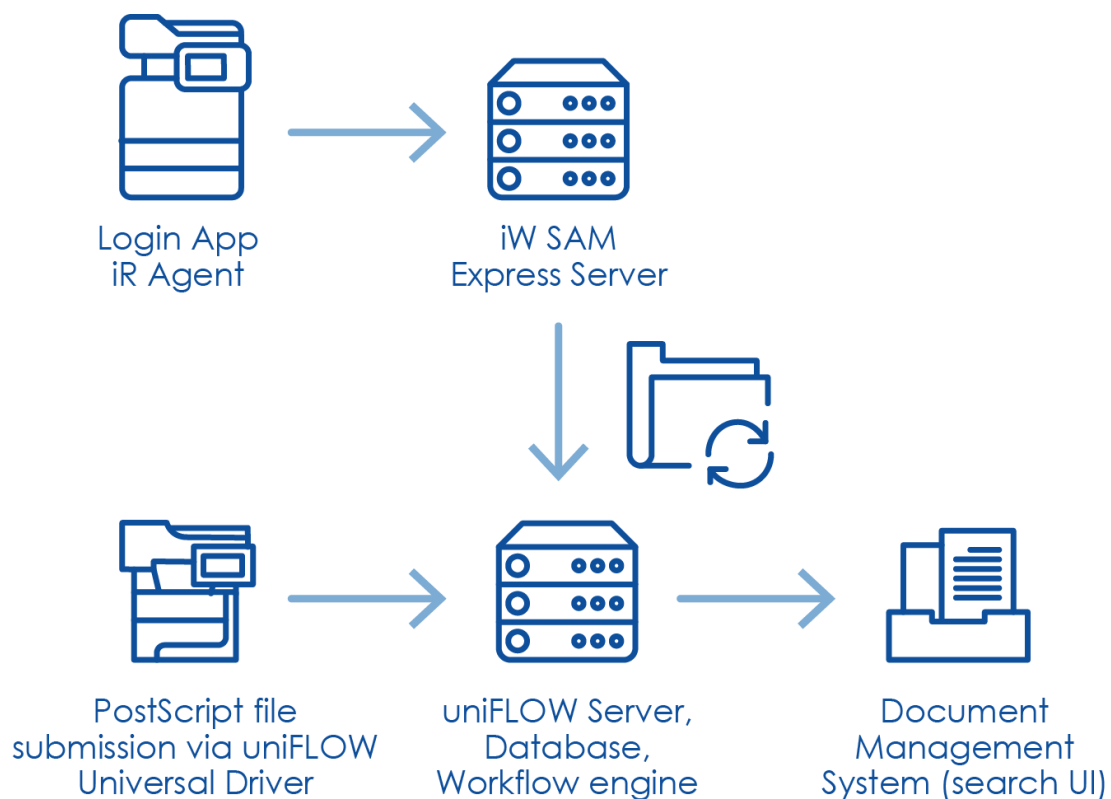
With tight integration between uniFLOW and Canon iW SAM Express, organizations can easily record and archive all device activities such as print, scan, fax, copy and email. Each time an activity is carried out on a MFD, the text and image data plus login information can be documented to facilitate a thorough auditing process.

## Function text search

With iW SAM, images can be sent through uniFLOW to produce an OCR searchable text document. The keyword designation feature means that keywords identified as high risk can, when scanned, printed or copied, trigger an alert email so the IT administrator is able to take appropriate action quickly.

## Export captured data

uniFLOW and iW SAM allow the IT administrator to automatically export all captured log information (both text and image type) to external DMS systems such as Therefore™ or Microsoft SharePoint®. Data can also be exported to Data Loss Prevention (DLP) systems. This means that all log files can be stored and archived.





















# Status monitoring & notifications

uniFLOW allows organization to monitor the status of the entire print fleet enabling control to be maintained of all devices. The solution allows the administrator to have an instant overview of every device in every location, including media and toner levels. uniFLOW can be configured to send out change of device status notifications. Customized workflows can be created for a range of status changes e.g. device error, out of paper or out of toner.

## Printer status monitoring

uniFLOW lists all printers on the Printer Status page, displaying the status of each printer (ready, busy, offline). When clicking on a device it will open up the remote user interface of the device to provide more details.

Name	Device Information	Asset Information	Status	Details	Last Transaction	Status Duration	
CW600-PS-output-MM	SerialNo:10085D Model: MAC Address: Host Name:	Location: AssetNumber: ManufacturerInfo:	Ready	Toner Low	Sun Nov 08 2015 - 03:01 AM	2d:10h:28m:24s	 
CW650-PS-direct-AccOnly	SerialNo: Model: MAC Address: Host Name:	Location: AssetNumber: ManufacturerInfo:	Busy	Busy	Tue Nov 10 2015 - 01:01 PM	0d:0h:28m:29s	 
CW650-WPD2-straight	SerialNo: Model: MAC Address: Host Name:	Location: AssetNumber: ManufacturerInfo:	Ready	Ready	Tue Nov 10 2015 - 01:01 PM	0d:0h:28m:9s	 
CW700-WPD2-output	SerialNo: Model: MAC Address: Host Name:	Location: AssetNumber: ManufacturerInfo:	Busy	Busy	Tue Nov 10 2015 - 01:23 PM	0d:0h:5m:53s	 
PW360-PS-output-MM	SerialNo:100795 Model: MAC Address: Host Name:	Location: AssetNumber: ManufacturerInfo:	Ready	Ready	Tue Nov 10 2015 - 06:55 AM	0d:6h:33m:47s	 
PW360-WPD2-output	SerialNo: Model: MAC Address: Host Name:	Location: AssetNumber: ManufacturerInfo:	Ready	Ready	Tue Nov 10 2015 - 06:55 AM	0d:6h:33m:45s	 
PW500-wpd2-output	SerialNo: Model: MAC Address: Host Name:	Location: AssetNumber: ManufacturerInfo:	Ready	Ready	Tue Nov 10 2015 - 06:47 AM	0d:6h:41m:41s	 
PW750-WPD2-straight	SerialNo: Model: MAC Address: Host Name:	Location: AssetNumber: ManufacturerInfo:	Ready	Ready	Sun Nov 08 2015 - 03:01 AM	2d:10h:28m:24s	 
PW900-WPD2-output	SerialNo:URS-D0FF5047EA92 Model: MAC Address:	Location: AssetNumber: ManufacturerInfo:	Offline		Sun Nov 08 2015 - 03:02 AM	2d:10h:27m:20s	 

## Status notifications

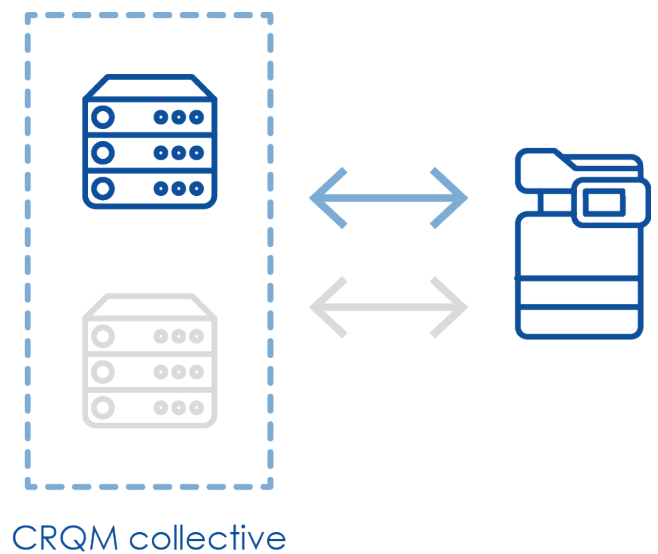
uniFLOW offers different ways to submit email notifications of status changes. Administrators can select specific statuses e.g. 'door open' or 'paper running out' for which they would like to receive immediate status notifications. uniFLOW can also be configured to remain dormant for 15 minutes after which an email is then sent to a specified person. If the matter is not resolved within 30 minutes a further email is sent to the facilities department. uniFLOW can also inform the administrator via email once the reported issue has been resolved so he/she is always up-to-date.

# Device failover

When operating in a CRQM (collective release queue management) environment, Canon MEAP devices automatically re-connect to any available server in the CRQM collective in case of a server failure, guaranteeing continuity of the printing process.

## Enable device management failover

With uniFLOW, devices orphaned from a failed RPS are instantly re-distributed within a CRQM collective. The connection to another server occurs automatically as soon as the devices' "main" server is offline. A new server is chosen based on the device connection load of the individual server which is defined by the administrator. This will ensure MEAP devices attach themselves to the server with the lowest device connection load percentage. As soon as the devices' "main" server becomes available again they will fall back into the initial connection.



## Device fleet control

Administrators can have an instant overview of the status of the entire fleet and can configure notification workflows for various escalation levels, providing full control of all devices.



## Increase device security

Administrators can prevent unauthorized access to devices and determine permitted levels of use for different users groups.



## Increase document security

In combination with iW SAM, uniFLOW can notify a designated administrator when a specific keyword is printed, scanned, faxed, copied or sent so he/she is aware of crucial information leaks as they occur.



## Ensure device availability

The integrated Canon MEAP device failover support ensures continuous device availability within your CRQM environment, guaranteeing business continuity at all times.



[www.uniflow.global](http://www.uniflow.global)  
[www.uniflowonline.com](http://www.uniflowonline.com)