

Embedded applets  
for Canon office printers

uni**FLOW**



# Device-integrated functionality available across platforms

Today, many organizations operate with a mixed fleet of printers, scanners and multi-functional devices. uniFLOW embedded applets, available for a range of Canon devices, provide a device-integrated solution via the built-in screen and device keypad providing the end user with a convenient, single user interface.

**uniFLOW brings secure print technology to all Canon office printers:**

- **Secure printing and scanning with the uniFLOW Embedded Applet for Canon imageRUNNER ADVANCE Printers**
- **Secure printing with the uniFLOW Embedded Applet for Canon image RUNNER and i-SENSYS/imageCLASS Printers**
- **Secure printing with the uniFLOW Embedded Applet for Canon varioPRINT 140 Series**





# Canon imageRUNNER ADVANCE printers

Canon imageRUNNER ADVANCE printers operate over a platform called MEAP which enables the installation of the uniFLOW applet on the printer. The large intuitive color touch screen maximizes the full capabilities of uniFLOW. With the uniFLOW Embedded Applet for Canon imageRUNNER ADVANCE, users can print, copy and scan in a secure and managed way.

---

## Multiple authentication options

With uniFLOW, device access can easily be controlled. Users can choose from multiple authentication options e.g. card login, username/password, PIN code, job code and anonymous login, in order to securely release print jobs from their personal secure print queue.

---

## Easy printing for guests

Guest users are also able to print documents simply by sending an email. uniFLOW then generates a response containing a job code allowing the guest to login to a device to release print jobs. The guest queue can also be configured to allow guest users to change finishing options at the Canon device.

---

## Unified user interface

uniFLOW creates a unified user experience by displaying the same interface for both printing and scanning. Once logged on, users can select their secure print queue or their personalized scan workflows. Usability is the same when other manufacturers or device types, e.g. Canon desktop scanner, are integrated into a mixed fleet environment.

## Personal secure print queue

The secure printing functionality allows users to release print jobs conveniently at any device, within the organization, that is connected to uniFLOW. All print jobs are stored in a user's personal secure print queue from where they can release or delete them. After a pre-defined time, jobs can automatically be deleted and cost savings are available for review in the uniFLOW print reports. If the re-print functionality is enabled, users can view what has previously been printed and reprint it again at the device screen.

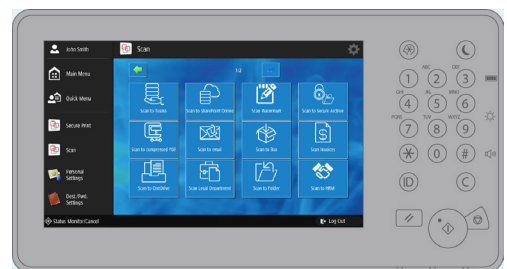


## Change finishing options at the device

Before releasing a print job, users still have the opportunity to determine how each job should be printed by changing finishing options e.g. duplex, color mode or paper type directly via the device screen.

## Personalized scan workflows

In general, users may have different scanning requirements according to their job role. With uniFLOW, the administrator can grant different access rights to workflows for single users and groups. These workflows follow the user around the organization.



## Convenient scan interface

After deciding on a scan workflow, an intuitive scan interface is displayed to start the scan process. When scanning is completed, a preview of the documented is generated, allowing the user to verify the scan job before sending it to the appropriate document storage.

## UI customization options

The look and feel of any Canon imageRUNNER ADVANCE can be customized to reflect corporate identity. uniFLOW is supplied with four built-in user interfaces from which the administrator can select their preferred interface. When adapting the user interface, it is also possible to differentiate between customization of the login screen and the secure print/scan screen.



# Canon image RUNNER and i-SENSYS/imageCLASS office printers

These devices connect to uniFLOW via different platforms or applets. They can be differentiated into Canon image-RUNNER, i-SENSYS and imageCLASS devices equipped with a firmware-integrated applet or the Universal Login Manager and MEAP-enabled i-SENSYS and imageCLASS Single Function Printers (SFP).

The following description of the functionality does not distinguish between the device types. For differences in functionality please refer to the overview of key features further down in this document.

## Secure access and multiple authentication options

With uniFLOW, user access to these devices can easily be controlled. Users benefit from multiple authentication options e.g. card login, user name/password, PIN code and department ID login to securely release their print jobs.

## Personal secure print queue

The Print My Jobs functionality provides users with the convenience of releasing their jobs at any device within the organization connected to uniFLOW. All submitted print jobs are stored in the user's personal secure print queue.



## Auto release of print jobs

If previously defined, print jobs can automatically be released after logon without having to open the Print My Job application, allowing for faster print job retrieval.

## Multi-level cost center selection

With uniFLOW, all costs related to printing, scanning or copying can be allocated to specific users, departments or cost centers. Every organization has the option to assign costs to multiple hierarchical levels of cost centers, providing the ability to charge costs back to the appropriate customer, a project code or a job role within a department. Users can even change the cost center directly at the device.



## Logging on with an empty budget

If a user has exhausted their printing allowance, the system can be pre-configured to allow logon and continued use of the device so that they are not prevented from printing completely.





# Canon varioPRINT 140 series

The varioPRINT 140 series consists of monochrome digital presses which are typically used for production printing but can as well be applied in an office environment. Being part of the device's firmware, the uniFLOW Embedded Applet for Canon varioPRINT 140 devices allows users to print their documents securely and administrators to keep track of print use and costs.

---

## Multiple authentication options

With uniFLOW, user access to Canon varioPRINT 140 devices can easily be controlled and the organization's security be increased. Multiple authentication options are available to users, e.g. card login, username/password and PIN or job code login so that they can securely release their print jobs.

---

## Multi-level cost center selection

With uniFLOW, all costs related to printing and copying can be allocated to specific users, departments or cost centers. Each organization can define multiple hierarchical levels of cost centers so that costs can be charged back to the corresponding customer, project code, department or even group within a department, defined by its specific job role. Users select the appropriate cost center directly at the device upon login.

---

## Personal secure print queue

The secure printing functionality allows users to release print jobs conveniently at any device within the organization that is connected to uniFLOW. All print jobs are stored in the user's personal secure print queue from where they can release or delete them. The uniFLOW print reports show possible cost savings.



# Key features

## Core functionality

	imageRUNNER ADVANCE DX	imageRUNNER/i-SENSYS <sup>3</sup> /imageCLASS <sup>3</sup> /Satera <sup>3</sup>	imageRUNNER with AddOn Application	MEAP-enabled SFP	varioPRINT 140 Series	imageRUNNER/i-SENSYS <sup>3</sup> /imageCLASS <sup>3</sup> /Satera <sup>3</sup> /WG Series with Universal Login Manager
Device locking	✓	✓	✓	✗	✓	✓
Print accounting	✓	✓	✓	✓	✓ <sup>1</sup>	✓
Copy accounting	✓	✓	✓	✗	✓	✓
Single-level cost center selection	✓	✓	✓	✗	✓	✗
Multi-level cost center selection	✓	✓	✓	✗	✓	✗

## Device authentication

PIN	✓	✓	✓	✓	✓	✓
Username/ password	✓	✓	✓	✗	✓	✗
Job code	✓	✗	✓	✗	✓	✗
Card login (USB connection) via						
MiCard V3 Multi	✓	✓	✓	✓	✓	✓
MiCard PLUS/PLUS-2 V2	✓	✓	✓	✓	✓	✓
MiCard MultiTech4-P/-PI/-P LEGIC	✓	✓	✓	✓	✓	✓
MiCard MultiTech4-P/-PI BLE	✓	✓	✓	✓	✓	✓
Anonymous login	✓	✗	✓	✗	✗	✗
Card registration on device	✓	✗	✓	✗	✓	✓
Customizable login screen	✓	✗	✓	✗	✓	✗
Device function restriction based on user login	✓	✗	✓	✗	✗	✗

## Secure print job submission

Submit via uniFLOW Universal Driver	✓	✓	✓	✓	✓ <sup>2</sup>	✓
Driverless printing from OS-X <sup>®</sup> using AirPrint <sup>®</sup>	✓	✓	✓	✓	✓	✓
Submit via email/ web browser	✓	✓	✓	✓	✓	✓
Submit via native uniFLOW app	✓	✓	✓	✓	✓	✓
Submit via Apple AirPrint <sup>®</sup>	✓	✓	✓	✓	✓	✓
Submit via Google Cloud Print <sup>™</sup>	✓	✓	✓	✓	✓	✓

✓ = Available ✗ = N/A

<sup>1</sup> Only spoolfile accounting

<sup>2</sup> Support of PostScript driver only

<sup>3</sup> A difference must be made between multifunctional i-SENSYS, imageCLASS and Satera devices and Laser Beam Printers (LBPs). Since the LBPs are printers only and do not have a scanning unit, they do not support copying and scanning features.





## Secure print release

imageRUNNER ADVANCE DX  
 imageRUNNER/i-SENSYS<sup>3</sup>/imageCLASS<sup>3</sup>/Satera<sup>3</sup>  
 imageRUNNER with AddOn Application  
 MEAP-enabled SFP  
 varioPRINT 140 Series  
 imageRUNNER/i-SENSYS<sup>3</sup>/image-  
 CLASS<sup>3</sup>/Satera<sup>3</sup>/WG Series with  
 Universal Login Manager

Automatic job release after authentication	✓	✓	✓	✓	✓	✗
Individual job selection/ deletion on device	✓	✓	✓	✓	✓	✓
Thumbnail preview	✓	✗	✓	✗	✗	✗
Change finishing options before release	✓	✗	✓	✗	✓	✗
Print shared jobs from archive	✓	✗	✓	✗	✗	✗

## Native device scanning

Scan to me via iSend	✓	✓	✓	✗	✓	✓
Scan to Folder via iSend	✓	✓	✓	✗	✗	✓
Scan to email	✓	✓	✓	✗	✓	✓

## uniFLOW scanning

uniFLOW scan engine features	✓	✗	✓	✗	✗	✗
uniFLOW scan workflows	✓	✗	✓	✗	✗	✗

✓ = Available ✗ = N/A

# Added value for your Canon office devices

## Security



Controlled access via user authentication prevents unauthorized device use and increases security within the organization. All users' print jobs are held securely in their personal secure queue. Users can choose from multiple authentication options e.g. card login, username/password, PIN code in order to securely release their print jobs.

## Productivity and usability



Users can conveniently release their print jobs at any device within the organization connected to uniFLOW. The release of print jobs from a personal secure print queue ensures documents do not get mixed up with colleagues' documents. A unified user interface and personalized scan workflows increase the ease of use.

## Cost savings and allocation




uniFLOW provides detailed print reports allowing organizations to track costs, identify saving potential and establish improved printing practices to reduce costs. Finishing options can be changed directly at the device which ensures correct output and reduces costly misprints. Multi-level cost centers allow for the correct allocation of printing and copying costs to users, departments or projects.

## Environment



By avoiding misprints and optimizing print practices and rules, waste of paper and ink can be considerably reduced. uniFLOW can provide analyses which help to accurately monitor usage and savings so that an environmentally friendly printing strategy can be continuously improved.



- NT-ware Marketing
- Dashboard
- Start Printing
- User
- Print / Scan
- Reports
- Features
- Settings
- Tasks
- Locations
- Legal Notice

### System information

Number of Users	86	Number of Printers	7	Total Pages Printed	36804	Total Pages Scanned	8427
-----------------	----	--------------------	---	---------------------	-------	---------------------	------

### Notifications

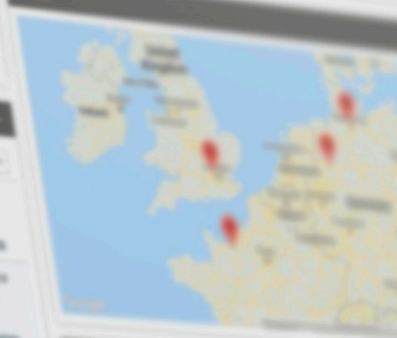
**Connect with Google Drive**  
Connect uniFLOW Online with your Google Drive account.  
[Connect](#)

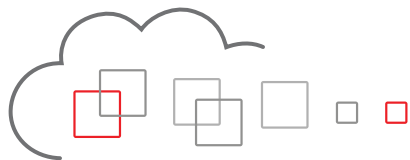
**Connect with SAP Concur**  
In order to connect uniFLOW Online with SAP Concur, please log in to your SAP Concur account, go to the Concur app Center and search for uniFLOW Online.

Page 1 of 1

### My activity

Job name	Date	Price	Cost
Scan Job	07/10/2018 14:21	0	0
Scan Job	07/10/2018 14:20	0	0
Scan Job	07/10/2018 14:20	0	0
Scan Job	07/10/2018 14:19	0	0
Scan Job	07/10/2018 14:19	0	0





[www.uniflow.global](http://www.uniflow.global)  
[www.uniflowonline.com](http://www.uniflowonline.com)