



universal login manager

Security. Productivity. Control.



Improve Security and Efficiency of your Devices

Designed to enhance your print environment, the Universal Login Manager provides multiple authentication methods including an option to use personal images. The IT department can also track device usage without any requirement for a server; ideal for smaller businesses.

There are a number of practical challenges that small businesses face:

Security: Do you know how to protect sensitive documents?

Productivity: Do you know how much time is regularly wasted inputting device settings?

Control: Do you know the unnecessary costs involved?

With the Universal Login Manager you can enhance document security, increase employee productivity and have more control over your document workflows.

The Basis for a more advanced Solution







As a serverless solution, the Universal Login Manager is the first step towards a complete managed print infrastructure. Switching to a more advanced uniFLOW solution is always possible.

An upgrade comes with additional benefits:

Enhanced security: Secure printing including guest printing without the need to add guests to the company network.

Increased productivity: Release your print jobs from any printer within your company using My Print Anywhere.

More control: Advanced reporting offers detailed user, device and sampling summaries.

Device Solution	Server Solution	Cloud Solution
	  	 

Key Features

{ Flexible Authentication }

The Universal Login Manager secures specific Canon devices against unauthorized access and usage which protects information. Different methods of authentication are available for users including username/ password, image login or proximity card. A PIN can also be required for image login and proximity card authentication.

{ Access Control }

The Universal Login Manager can also manage user printing rights. Administrators can authorize different rights e.g. b/w printing, according to user roles. On Canon imageRUNNER ADVANCE devices rights can be set via both device and functional level login.

{ Workflow Personalization }

Once logged into a Canon imageRUNNER ADVANCE, users can be presented with a Quick Menu providing shortcuts to personal one-touch buttons and workflows. In addition, users can scan documents and send them directly to their personal email address or network folder.

{ Login Screen Customization }

The login screen on Canon imageRUNNER ADVANCE devices can be customized to show a company logo.

{ Track Print, Scan and Copy Costs }

The Universal Login Manager allows administrators to track device usage on up to 10 devices, with a maximum of 5000 jobs, in a single consolidated report. There are different reports which display user details, device details, user summary and device summary.

Immediate **Benefits**

The Universal Login Manager provides immediate benefits with its enhanced document security, increased productivity and more control for administrators.

{ Enhanced **Document Security** }



The Universal Login Manager provides simple user login without manual data entry which ensures documents do not get mixed up with colleagues' documents. Furthermore administrators can prevent unauthorized access to devices and determine permitted levels of use for different users.

{ Increased **Productivity** }



Personal convenience and productivity is enhanced on Canon imageRUNNER ADVANCE devices with one-touch buttons. Scans are sent directly to personal email addresses or network folder which saves valuable time.

{ More **Control** }



The integrated cost tracking tool means costs are easily identified and can be controlled by reducing waste. Corporate identity can be promoted on Canon imageRUNNER ADVANCE devices via a custom built login screen displaying the company logo so the device blends perfectly with company culture and image.



{ Security. Productivity. Control. }